



**VERTIV™**

**Liebert®**

GXT4™

5kVA - 10kVA

Intelligent, Reliable UPS Protection



## Best Protection for Critical Network Applications

Today's converged networks require increased availability and reliability. IT professionals require higher density power protection systems that adapt to mixed load voltages and plug types, while remaining easy to install and maintain.

### The Vertiv Solution

The Liebert® GXT4™ UPS meets the need for higher power capacities in small spaces.



**Energy Efficient Design**

- High Efficiency up to 97%
- ENERGY STAR Certified
- Reduces OPEX

**Flexible Configurations and Design**

- Multiple Battery and Distribution Options
- Paralleable up to 3 units (for 10kva model only)

**Intuitive, Intelligent Operation**

- Intuitive Color LCD Interface
- Multiple Configuration Options.
- Standard Web Cards.

**Designed Easy Service and Warranty**

- Hot -swappable Battery Configuration
- Vertiv Service Provides Ultimate Peace of Mind

**Flexible Monitoring & Management Options**

- Monitoring and Shutdown Software Adds Flexibility to each Installation

The Liebert® GXT4™, a true on-line double conversion UPS system is available in larger capacity models of 5kVA - 10kVA, and features an integrated maintenance bypass, as well as optional extended battery runtime. Plus, Vertiv Services provides maximum protection of your UPS. The Liebert GXT4 UPS is designed for use in either rack or tower configurations. 220V, 230V and 240V 50/60 Hz models are offered with CE and C-tick markings.



**Always Protected!  
Pure Sinewave**

## The protection you need against damaging power problems



Outages



Sags



Surges



Spikes



Noise



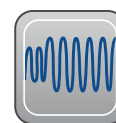
Transient



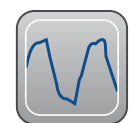
Frequency Deviation



Under-Voltage



Over-Voltage



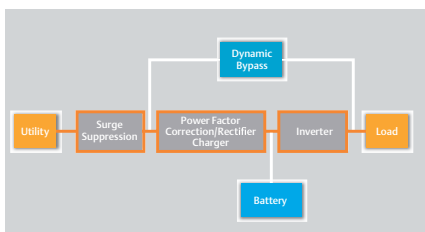
Harmonics

## Energy Efficient Design

- **Active Eco-Mode** keeps the rectifier and inverter operating, allowing the inverter to remain synchronized to bypass.

This synchronization allows the transfer of the connected equipment to UPS inverter power almost seamlessly if bypass power falls outside the user-set limits.

Once bypass power returns within the acceptable parameters, the UPS will return to Active Eco-Mode operation



Active Eco mode provides best in class efficiency up to 97% without compromise.

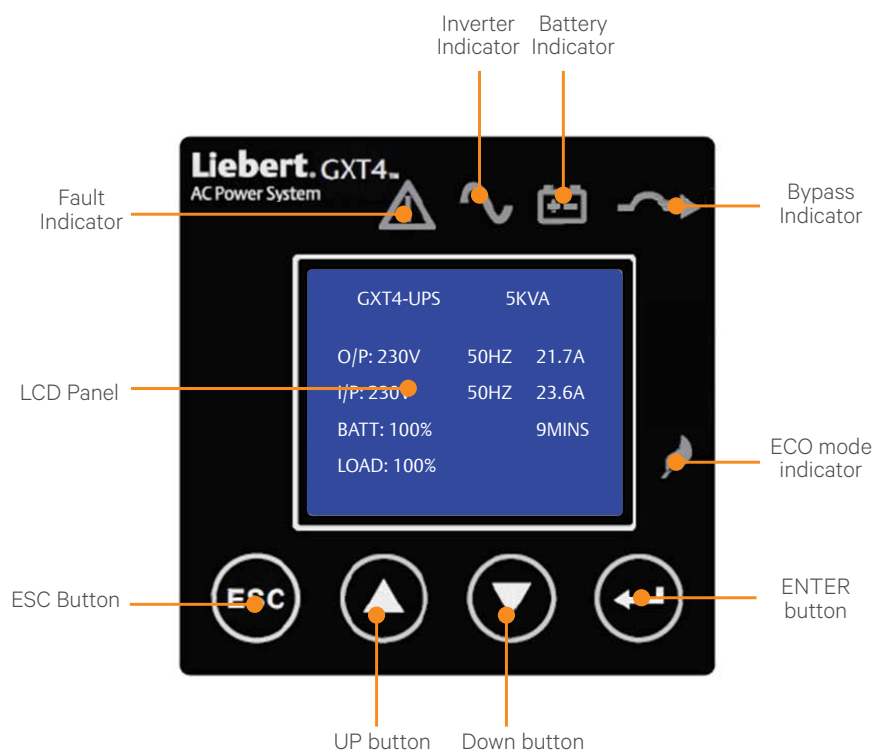
- **ENERGY STAR certified UPS models** UPS products meeting the EPA's requirements use an average of 35% less energy than their standards counterparts.

## Flexible Configuration

- **Wider input Voltage Window** - features a wide input voltage window that allows the UPS to support the critical load without having to transfer to battery, extending battery life for when it is truly needed
- **Rack/Tower Configuration** - the versatile unit installs in either configuration and includes a rotating color LCD display.
- Replaceable Hot-Swappable Internal Batteries - provide 4-9 minutes of runtime at full load depending on the model.
- **Additional Runtime with Additional Battery Cabinets** - up to 6 external battery cabinets. UPS cabinet includes rear panel plug-and-play connections for optional battery cabinets. 5kVA, 6kVA, 10kVA: 4U
- **Internal Automatic And Manual Bypass** - assures continuity of power to critical loads during system maintenance or in case of internal fault.
- **Automatic Frequency Detection** - detects and matches line input frequencies of either 60 or 50 Hz and can also be programmed to convert from one to the other.
- **Self-Diagnostics** - automatically tests unit electronics and batteries. Designed to simplify maintenance and troubleshooting.

## Intuitive and intelligent Operation

- **Intuitive LCD Screen** - easy-to-follow menu structure for UPS configuration and control.
- **Optimized UPS Monitoring and Control** - up to 6-lines of texts providing more UPS details in just one single view.
- **UPS Programming On-Demand** - no need to run configuration programs to adjust UPS parameters. LCD screen allows for straight-forward UPS programming eliminating the need for a laptop on-site.
- **Efficient UPS Troubleshooting** - LCD screen shows up the exact UPS fault or operation status which helps user respond quickly to assess and clear fault.



## 5 and 6kVA Models Offer True On-Line Power In A Convenient Rack Configuration

The Liebert GXT4 is a true on-line, high power density UPS system, which provides clean power ideal for business-critical applications where battery backup power is needed to protect network closets or small data centers against costly downtimes.

POWER DISTRIBUTION SPECIFICATIONS		
MODEL NUMBER	PD2-CE6HDWRRMBS	PD2-CE10HDWRMBS
Amp Rating	32 Amps	63A
Input Power Connection	Single-phase (L-N-G) hardwire, 6-10mm (8-10AWG)	
Output Power Connection	Single-phase (L-N-G) hardwire, 6-10mm (8-10AWG)	
Includes (Manual Bypass Switch With Indicator Lamps)	Two IEC 320 C19 16A/250V Sockets	Four IEC 320 C19 16A/250V Sockets
	Six C13 10A/250V Sockets	Four C13 10A/250V Sockets
Input Branch Circuit Breaker Supplied by User	32A	63A

### Removable Maintenance Bypass and Power Distribution Box



For 5/6kVa



For 10kVA

### Maintenance Bypass Included

The UPS arrives with a power distribution pack installed. This box always contains the UPS input circuit breaker. Hard-wired/receptacle boxes that include a manual bypass switch allow AC power to continue to flow from the mains input to the load while the box is removed from the UPS.

## 10kVA Model Provide Even More Power

The Liebert® GXT4™ 10kVA units offer a flexible solution for protecting rackmount equipment, including VoIP and PoE. Specifically designed for use with the new generation of high power switches and blade servers, this compact UPS delivers up to 9kW of power in just 6U height. Increasing protection and availability to mission-critical loads, the 10kVA model offers up to 3 units of parallel redundancy.

The UPS includes built-in user replaceable batteries that can deliver upto 4 minutes at full load runtime and optional external battery cabinets to provide maximum flexibility in adding battery runtimes.

The standard 10kVA model also includes an integrated power distribution box (POD) which comes with input and output circuit breakers, terminal blocks for input and output hardwired connections, 4 x IEC-C19 output receptacles for blade servers or high-end networking switches; 4 x IEC C13 receptacles for typical 1U or 2U servers and manual maintenance bypass breaker for service or maintenance works - all in a single removable box.

### Hot - Swappable Operation

Liebert GXT4 UPS 10kVA units feature three bays for one power modules and two battery modules. The chassis contains a bypass switch that allows all modules to be removed without powering down the connected load.



ENERGY® STAR  
Certified UPS models



## Designed Easy Service and Warranty

While today's smaller, rack-based UPS systems offer relatively trouble-free operation, the growing criticality of the systems they support has increased the cost of downtime. As a result, the need to maintain these smaller UPS systems is increasingly important.

- **Extended Warranty**

Choose additional of 1-yr or 3-yr warranty on top of the 2-yr standard warranty for worry free maintenance and total peace of mind.

- **Start-up**

On-site system start-up by a certified Vertiv Customer Engineer to assure confidence that the equipment is up and running at optimum performance

- **Preventive maintenance**

Regular visits by an Vertiv Customer Engineer for higher reliability and availability

- **On-site service**

Should you experience a problem, we will dispatch a certified Vertiv Customer Engineer to repair or replace, your equipment. Response guaranteed.

## Flexible Monitoring & Management Options

Liebert GXT4 UPS offers a variety of communication options to provide the monitoring and control capabilities demanded by today's network computing systems.

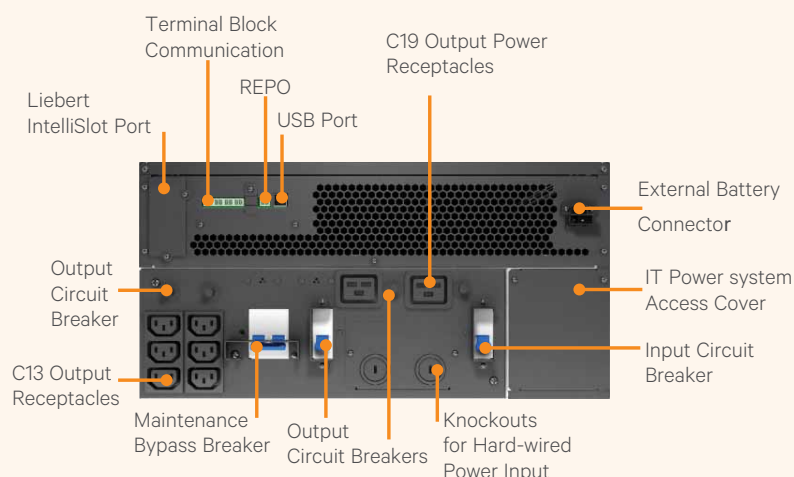
### Operations can be monitored using:

- Liebert IntelliSlot® Web Card - provides SNMP (including SNMPv3) and IPv6 and web based management of your UPS
- Built-in USB communications for use with Liebert Multilink™ Automated System Shutdown Software

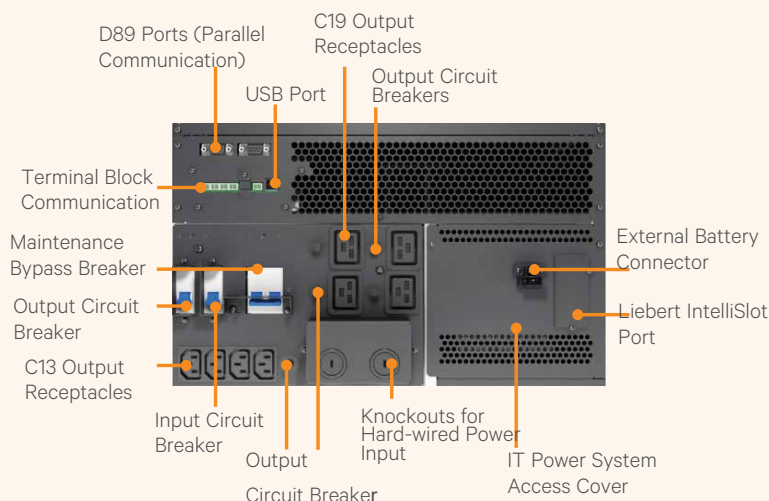


- Liebert Nform™ Monitoring Software
- Liebert Universal Monitor and Remote Power Monitor Panels
- Liebert SiteScan®
- Trellis™ Platform
- Third-Party Monitoring Systems
- Built-in contact closure signals. Provides dry contact communications to remotely monitor UPS operating modes

### Rear View 5-6kVA



### Rear View 10kVA



## Battery Runtime Chart

### Internal Battery

LOAD (%)	5kVA	6kVA	10kVA
10	105	97	98
20	52	47	42
30	40	33	25
40	27	22	17
50	21	17	12
60	17	14	9
70	14	11	7
80	12	9	6
90	10	8	5
100	9	6	4

The times above are approximate. They are based on new, fully charged standard batteries at a temperature of 25°C with 100% resistive UPS loading. The listed run times can vary by ±5% because of manufacturing variances of the batteries.

### External Battery

MODEL NUMBER		GXT4-240VBATT
Used with UPS Model		GXT4-5000RT230; GXT-6000RT230; GXT4-10000RT230
DIMENSIONS: H X W X D, MM(IN)		
Unit (with bezel)		173(4U) x 430 x 581 (6.8 x 16.9 x 22.9 )
WEIGHT: KG (LB)		
Unit		65 (143.3)
BATTERY PARAMETERS		
Type		Valve-regulated, non-spillable, lead acid
Quantity x V		1 x 20 x 12V
Operating Temp, °C (°F)		0 to 40 (32 to 104)
Storage Temp, °C (°F)		-15 to 50 (5 to 122)
Relative Humidity		0-95% non-condensing
Operating Elevation		Up to 1000m (3280.83 ft.) at 25°C (77°F)
AGENCY		
Safety		IEC62040-1:2008 version
Transportation		ISTA Procedure 1E

### Internal Battery +1 External Battery Cabinet

LOAD (%)	5kVA	6kVA	10kVA
10	211	194	165
20	140	122	99
30	102	83	53
40	76	62	42
50	53	48	31
60	48	42	25
70	43	35	20
80	38	28	17
90	32	25	14
100	27	22	12

### Internal Battery +2 External Battery Cabinet

LOAD (%)	5kVA	6kVA	10kVA
10	427	341	311
20	220	185	144
30	154	140	99
40	130	108	68
50	105	91	49
60	91	72	42
70	74	53	35
80	64	49	28
90	51	45	25
100	48	41	21

### Internal Battery +3 External Battery Cabinet

LOAD (%)	5kVA	6kVA	10kVA
10	441	429	344
20	326	303	166
30	204	167	133
40	160	146	99
50	143	126	74
60	126	105	53
70	107	92	48
80	97	76	42
90	81	66	42
100	73	53	31

### Internal Battery +4 External Battery Cabinet

LOAD (%)	5kVA	6kVA	10kVA
10	480	463	436
20	428	338	213
30	312	227	153
40	209	166	127
50	164	150	99
60	151	134	77
70	138	113	64
80	124	103	51
90	108	92	47
100	100	78	42

### Internal Battery +5 External Battery Cabinet

LOAD (%)	5kVA	6kVA	10kVA
10	480	464	449
20	436	422	312
30	339	318	166
40	304	208	144
50	203	165	123
60	166	153	100
70	155	140	80
80	145	127	69
90	134	110	53
100	123	101	49

### Internal Battery +6 External Battery Cabinet

LOAD (%)	5kVA	6kVA	10kVA
10	480	480	459
20	457	445	330
30	428	339	202
40	327	304	157
50	285	206	138
60	207	165	120
70	167	154	100
80	158	143	81
90	149	133	72
100	140	122	63

\* Battery run time measured in minutes

## Technical Specifications

Parameters	GXT4-5000RT230	GXT4-6000RT230	GXT4-10000RT230
<b>Rating</b>	<b>5000VA/4000W</b>	<b>6000VA/4800W</b>	<b>10000VA/9000W</b>
<b>MECHANICAL PARAMETERS</b>			
Dimensions:	217 (5U) x 430 x 574 (8.5 x 16.9 x 22.4)		261 (6U) x 430 x 581 (10.3 x 16.9 x 22.9)
H x W x D mm (in)			
Weight: kg (lb)	60 (132.2)		70 (154.3)
<b>INPUT AC</b>			
Nominal Operating Frequency	50 or 60Hz (Factory Default is 50Hz)		
User-Configurable	200/208/220/230/240VAC		
Operating Voltage Range	176 - 280VAC		
Input Frequency Operation	40-70Hz		
<b>OUTPUT AC</b>			
Frequency	50HZ or 60Hz, Nominal		
VAC(Factory Default )	230VAC		
Waveform	Sinewave		
Main Mode Overload	>200% for 5 cycles; 151-200% for 1 seconds; 121-150% 10seconds;105-130% 1 minute		
<b>ENVIRONMENT PARAMETERS</b>			
Operating Temp	0°C to +40°C (+32°F to 104°F)		
Storage Temp	-15°C to +50°C (5°F to 122°F)		
Operating Elevation	Up to 1000m (3281 ft.) at 25°C (77°F) without derating		
Audible Noise	Less than 55 dBA at 1 meter from the rear <50 dBA, at 1 meter from the front or sides		
Relative Humidity	0% to 95%, non-condensing		
<b>BATTERY</b>			
Type	Valve-regulated, non-spillable, lead acid		
Qty x V x Rating	20 x 12V		
Recharge Time	3 hours to 90% capacity after full discharge into 100% load		
<b>AGENCY</b>			
Safety	IEC62040-1:2008 version, GS mark		
EMI/EMC/C-Tick EMC	IEC 62040-2 2nd Ed		
ESD	IEC/EN EN61000-4-2, Level 4, Criteria A		
Radiated Susceptibility	IEC/EN EN61000-4-2, Level 3, Criteria A		
Electrical Fast Transient	IEC/EN EN61000-4-2, Level 2, Criteria A		
Surge Immunity	IEC/EN EN61000-4-2, Level 1, Criteria A		
Transportation	ISTA Procedure 1E		



**VertivCo.com**

© 2017 Vertiv Co. All rights reserved. Vertiv, the Vertiv logo and Liebert® GXT4™ are trademarks or registered trademarks of Vertiv Co. All other names and logos referred to are trade names, trademarks or registered trademarks of their respective owners. While every precaution has been taken to ensure accuracy and completeness herein, Vertiv Co. assumes no responsibility, and disclaims all liability, for damages resulting from use of this information or for any errors or omissions. Specifications are subject to change without notice.

Vertiv-Liebert®GXT4™ BR-EN-AsiaV1