



Vertiv™ Knürr® DCD
Cooling Door

Passive rear-door heat-exchanger
up to 50 kW



Vertiv™

Vertiv designs, builds and services mission critical technologies that enable the vital applications for data centers, communication networks, and commercial and industrial environments. We support today's growing mobile and cloud computing markets with our portfolio of power, thermal, infrastructure management products, software and solutions, all complemented by our global service network. Bringing together global reach and local knowledge, and our decades-long heritage including brands like ASCO®, Chloride®, Liebert®, NetSure™ and *Trellis™*, our team of experts is ready to take on your most complex challenges, creating solutions that keep your systems running—and your business moving. Together, we're building the future of a world where critical technologies always work.

YOUR VISION, OUR PASSION.

VertivCo.com



Vertiv™ Knürr® DCD Cooling Door

Passive cooling unit for maximum energy efficiency. Vertiv™ Knürr® DCD Cooling Door is an air-water heat exchanger integrated into the rear door of a server rack. The heat exchanger is able to absorb heat loads from server racks of up to 50 kW.

- Compact solution for newly constructed and existing data centers
- Maximum possible energy efficiency due to lack of fans
- Supports cold room concept
- Enables permanent piping of the water circuit through water-bearing hinges.



Benefits



Special water-bearing hinge



Top water connection supports



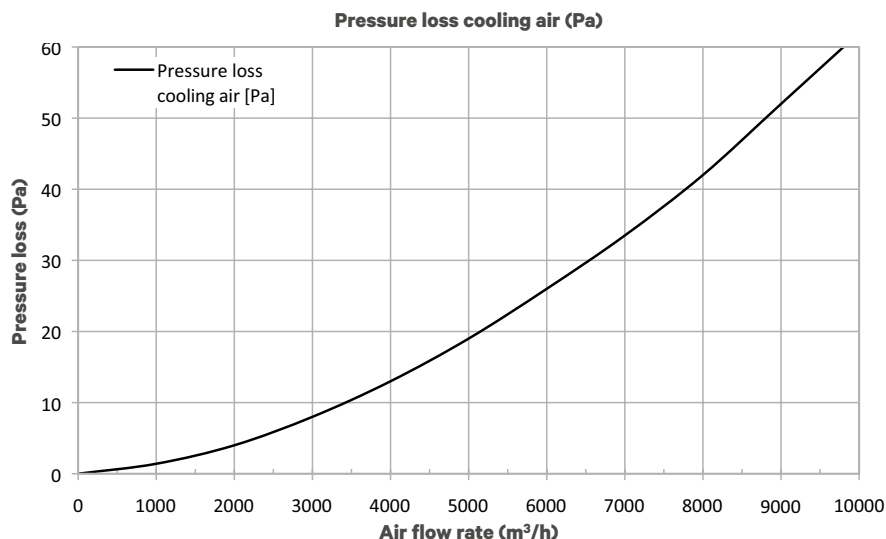
Condensation discharge supports
Condensation pan

Availability

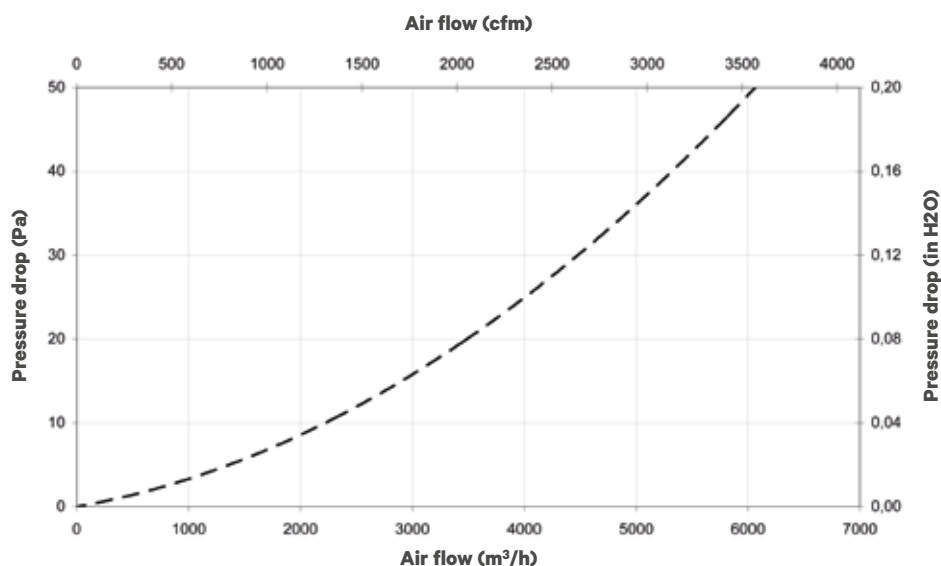
- No additional fans required for cooling so no risk of failure
 - Greater system reliability
 - Fewer sources of failure
 - No additional fans so no waste heat load on the room
- Guaranteed 50 kW cooling
- Minimal air pressure drop
- Condensation pipe and collector in the event that the temperature falls below the dew point; removed via 5/8" flexible hose on plug nipple
- The risk of condensate deposit is reduced by vertical orientation of the heat-exchanger fins.

Efficiency

- No additional fans for cooling; option to use existing rack structures for minimized investment
- Optimum space utilization due to ultra compact design and hence very low room costs
- Minimum chilled water pressure drop. About 50 kPa facilitates minimum energy consumption by the pumps.



Cooling air flow pressure loss DCD50



Cooling air flow pressure loss DCD35

35 Pa is no problem for the typical fans in servers

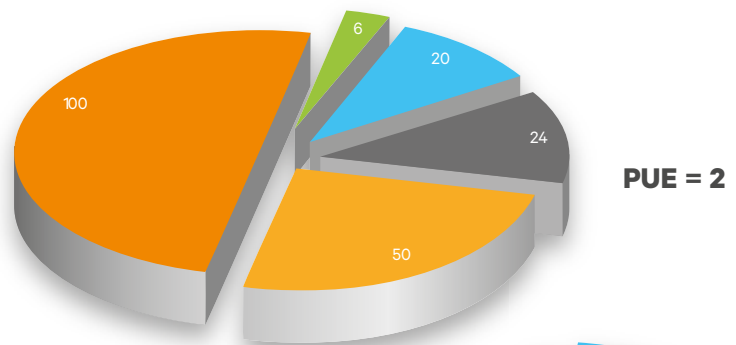


Adaptability

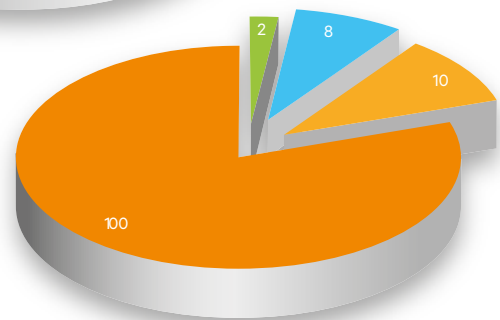
- Standard heights of 2,000 and 2,200 mm (42/47U)
- Standard widths of 600, 700 and 800 mm (DCD50 for width 800mm only)
- Top or bottom chilled water connection (field changeable)
- Combination of Vertiv™ Knürr® DCD Cooling Door with server racks from other manufacturers is possible by incorporating special adaptor frames.



Vertiv Knürr DCD Cooling Door with adapter frame to third-party rack



PUE = 1,2



- Lighting
- Electrical losses
- Air circulation
- Cooling
- IT equipment

Configurations




Vertiv Knürr DCD Cooling Door open without trim

VERTIV™ KNÜRR® DCD COOLING DOOR



Server rack cooling components with Vertiv Knürr DCD Cooling Door



Server rack air flow with Vertiv Knürr DCD Cooling Door (cross-section)



Vertiv Knürr DCD Cooling Door in a server cooling application

Specifications, unit configuration number

Vertiv™ Knürr® DCD Cooling Door basic specification

COOLING AIR SIDE	
Housing material	Steel plate (powder coated)
Operating ambient temperature	10 °C – 35°C (50 °F – 95 °F) (other temperatures on request)
Maximum absolute air humidity on site	8 g/kg
Air outlet temperature (in accordance with ASHARE)	18 °C – 27 °C (64.4 °F – 80.6 °F)
Air temperature difference IN – OUT	15 K – 20 K

CHILLED WATER SIDE	
Cooling performance	DCD35: 35 kW DCD50: 50 kW
Chilled water temperature inlet	12 °C – 18 °C (53.6 °F – 64.4 °F) (other temperatures on request)
Chilled water temperature outlet	18 °C – 24 °C (64.4 °F – 75.2 °F) (other temperatures on request)
Maximum operating pressure	10 bar (145 psi)
Pipe connection IN / OUT	1" F (on the frame) (DIN ISO 228 - 1)



Vertiv Knürr DCD Cooling Door; rear door closed

Vertiv™ Knürr® DCD Cooling Door configuration number

MODEL NUMBER – PART 1/2										MODEL DETAILS											PART 2/2			
1	2	3	4	5	6	7	8	9	10	11	12	13	14	15	16	17	18	19	20	21	22	23	24	25
D	C	D	3	5																				
D	C	D	5	0																				
1.-3. Basic unit Knürr DCD is an air-water exchanger that is integrated into the rear door of a server cabinet. The heat exchanger serves to absorb heat loads from server cabinets of up to 35 and 50kW. Thereby, it can be configured in such a way that no thermal loads are released to the installation area.										13. 19" rails rear O = No cabinet Y = Assymetric without air separation (for width 700mm and 800mm) S = Symmetric without air separation (for width 600mm only) A = Symmetric with air separation and additional vertical U slots (for Width 800mm only) B = Symmetric with air separation (for width 600mm only) L = Assymetric with air separation and additional vertical U slots (for width 700mm and 800mm)														
4.-5. Nominal cooling capacity 35 = 35kW 50 = 50kW (cabinet width 800mm only)										14. Bottom plate O = No cabinet L = Cable entry for cabinets with levelling feet R = Cable entry for cabinets with casters														
6. Cabinet height A = 2000 mm B = 2100 mm C = 2200 mm										15. Plinth O = No cabinet A = Plinth H100mm incl. levelling feet B = Plinth H200mm incl. levelling feet R = With castors (no plinth available) F = Levelling feet (no plinth)														
7. Cabinet width 6 = 600 mm (not available for DCD 50) 7 = 700 mm (not available for DCD 50) 8 = 800 mm										16. Color 1 = Light grey RAL 7035 G = Black grey RAL7021														
8. Cabinet type 3 = 3rd party cabinet adaptor 0 = No cabinet A = Predisposition for DCM cabinet										17. Side panels O = No cabinet X = Without side panels B = With Both Side Panels														
9. CW connection – hinge position 1 = Top - left 2 = Top - right 3 = Bottom - left 4 = Bottom - right										18. Jumpering depth for front 19" rails O = No cabinet A = 80mm D = 123mm														
10. Cabinet depth 0 = No cabinet E = 1000 mm F = 1100 G = 1200										19.-20. Free														
11. Front door O = No cabinet C = One wing perforated right G = Double wing perforated right L = One wing perforated left X = Cabinet without front door										21. Packaging P = Short distance – Palet, Shrink Wrap S = Long distance – Wooden Box														
12. 19" rails front O = No cabinet L = Assymetric with air separation and additional vertical U slots (for width 700mm and 800mm) A = Symmetric with air separation and additional vertical U slots (for Width 800mm only) B = Symmetric with air separation (for width 600mm only)										22. SFA A = SFAs included X = No SFA														
										23.-25. Internal counter														



VertivCo.com | Vertiv Infrastructure Limited, George Curl Way, Southampton, SO18 2RY, VAT Number: GB188146827

© 2016 Vertiv Co. All rights reserved. Vertiv™, the Vertiv logo, Vertiv™ Knürr® DCD Cooling Door and Vertiv™ Knürr® DCM Heavy-Duty Rack are trademarks or registered trademarks of Vertiv Co. All other names and logos referred to are trade names, trademarks or registered trademarks of their respective owners. While every precaution has been taken to ensure accuracy and completeness herein, Vertiv Co. assumes no responsibility, and disclaims all liability, for damages resulting from use of this information or for any errors or omissions. Specifications are subject to change without notice.